


Identification Disc

Types of Identification Discs

- Brass / Gold plated disc - Worn by all Past and Present Kennel Staff
- Nickel / Silver plated disc - Worn by Pack Officers and other members
- 50th Anniversary disc - Authorized for wear by dogs who attended the Supreme Growl in Dallas , TX in 1989
- 75th Anniversary disc - Authorized for wear by all dogs registered at the National Convention in Charleston, WV in 2014
- Past Chief Devil Dog disc - Authorized for wear by Past Chief Devil Dogs only

Front Side Detail


The Front Side of the Brass or Nickel disc:
The Pound Number is etched to the right of
“Pound No”



Reverse Side Detail - Member

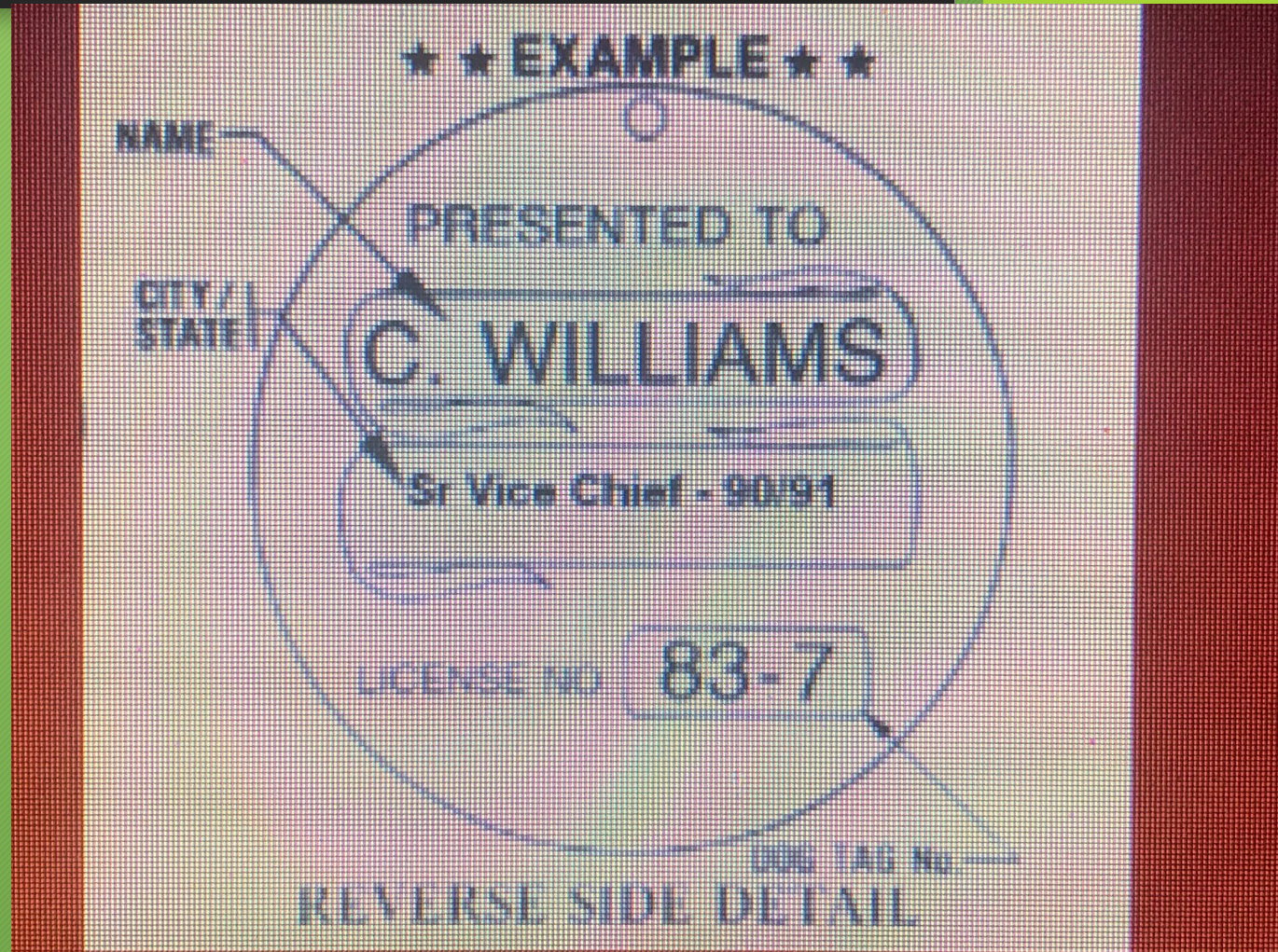
The Reverse Side of the nickel disc should be etched as follows :

- First Initial, Last Name on the 1st line.
- The Pack / State on the 2nd Line
- The License Number on the 3rd Line.




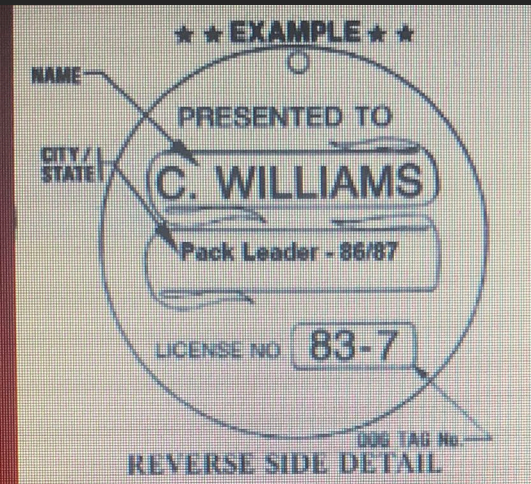
Reverse Side Detail - Kennel Staff

- The Reverse Side of the brass disc should be etched as follows:
- Immediately upon receipt:
- First Initial, Last Name on the 1st line.
- The License Number on the 3rd line.
- When staff service is complete:
- Highest office and fiscal year of tenure on the 2nd line.



Reverse Side Detail - Pack / Pound Staff

- The Reverse Side of the nickel disc should be etched as follows:
- Immediately upon receipt:
- First Initial, Last Name on the 1st line.
- The License Number on the 3rd line.
- When staff service is complete:
- Highest office and fiscal year of tenure on the 2nd line.



Reverse Side Detail - 50th Anniversary disc

- The Reverse Side of the 50th Anniversary disc should be etched as follows:
- Degree
- License number
- Name
- Pound number
- Pack / State abbreviation



Reverse Side Detail - 75th Anniversary disc

- The Reverse Side of the 75th Anniversary disc should be etched as follows:
- Degree
- License number
- Name
- Pound number
- Pack / State abbreviation

